



DRAGONLOCK




The new Dragonbite Clip v2.0 comes in both a standard size and an optional loose version. We recommend using the standard clip as this will result in the tightest links for your models.

NOTE: This new v2.0 clip, released on March 1, 2017, replaces all previously released clips.



The clip slots on the sides of tiles can be filled with a plug when not in use. Simply insert the plug as shown.



To remove a plug, insert a thin tool (like tweezers) behind it and gently push forward.