



BORDERLAND KEEP


Interior Building #1 Instructions



Step 1: Cut and score all wall and roof pieces, then glue the four wall sections together as depicted above.



Step 2: Once step #1 has been allowed to fully dry, complete gluing the walls into their 'box' shape and allow to dry. Insert and glue the bottom floor piece into place by inserting it through the TOP of the model (trust us, it'll work better this way.)



Step 3: Once the main model is finished glue the roof section and set aside to dry.