

# Old Secret Base



From  
the **Lord Zsezse Works**



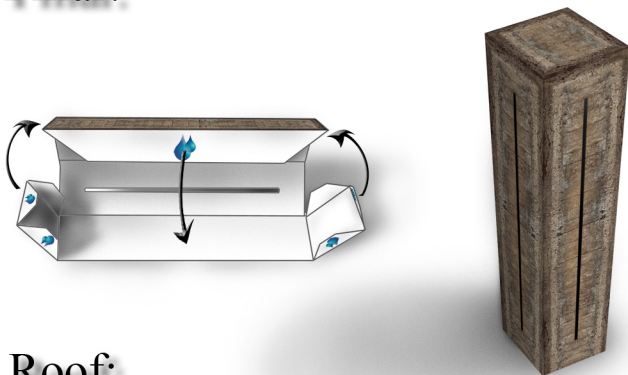
# Building Guide

## Step 2.: Folding and Gluing


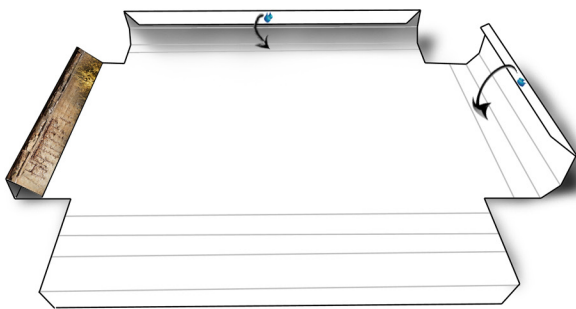
Wall:




Pillar:



Roof:




## Step 1.: Cut OUT the Forms



## Step 3.: Constructing



## Step 4.: Enjoy the GAME !



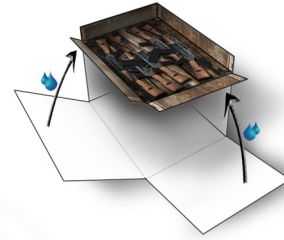




## Step 5.: Items

## Chests:

### Computer:

### Table:



## Printing Guide

### Printing Tip :

This file is set up for US letter-sized (8.5"x11") sheets.

Turn off any 'fit to page' options in your printer driver.

If you are printing A4-sized sheets, you may want to reduce the print size to 95% of the original.

Thank you for purchased our product!

Look at the rest of our products if you liked this one. Click here!

You can vote for the next product on the front of our website:

<http://www.lordzsezseworks.com/>

If you have any problem, idea or suggestion, please write us!

If you like it, write a review!

The Lord Zsezse Works' address: [lordzsezseimage@gmail.com](mailto:lordzsezseimage@gmail.com)






## Ground Set 5 F tile



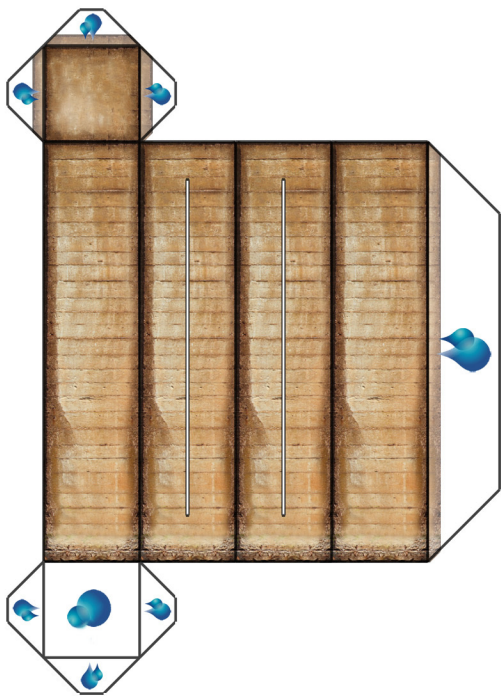
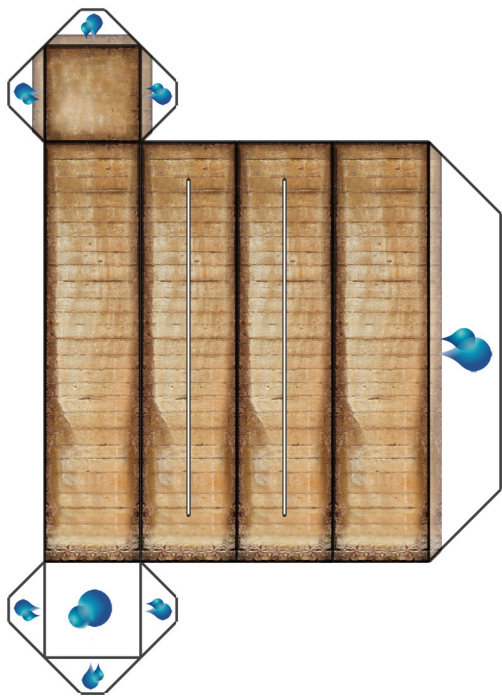
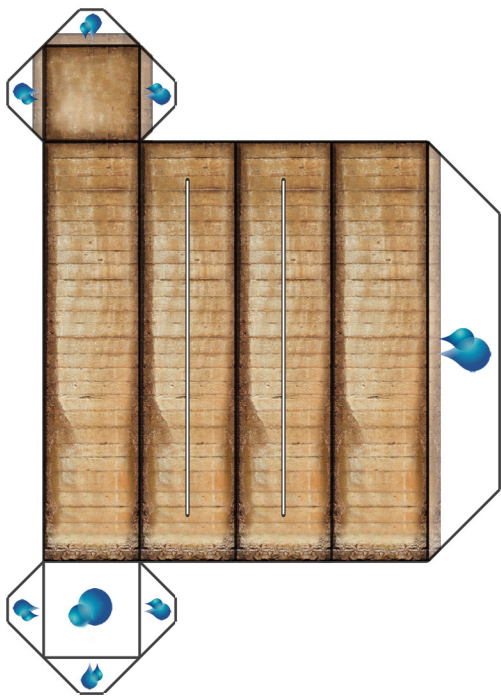



## Base Ground -Large





Pillar Text V1






# Roof Text V1/A





Wall Text V1





Items

