






LIBRARY





Difficulty Rating (Out of 10): 4

Recommended Duplications: 1-2 (How complicated or expansive do you want your library to be? How many columns, book podiums and bookshelves do you require? One sheet contains two columns, two bookshelves and one podium. The choice is yours!)

Steps:

- Cut and score where marked.
- Fold along score lines.
- Glue the beige glue tabs to the inside of the model walls. **IMPORTANT:** As with most of the models in this set it is important that you use the Wooden Ruler Technique for the bookcase as noted in the beginners guide. It is impossible to get a good bond with your fingers alone on this model. For the column sections you may want to use a pencil or another long, narrow, flat implement in place of the ruler.

As always, if you're confused by the construction refer to the above photos.

