




WWW.WORLDBWORKSGAMES.COM

**CASTLEWORKS
ULTIMATE™**



COMPLEX SQUARETOPPER



COMPLEX
SQUARETOPPER




A more complex and visually interesting tower topper. The perfect platform for a group of bowmen to rain down some fiery death!



Cut, score and fold the four topper walls.

Apply a bead of glue to the top crenelations.



Fold over and burnish.





Apply glue to the side tab as shown.


Fold over and secure to the inside of the lower crenelation wall.

Repeat on the opposite side.



Cut away the white space between the crenelations.

Repeat the above steps on the remaining three walls.



Glue the four completed sections together in a row.



Apply glue to the remaining side tab as shown.



Pinch the corner together and hold in place until dry.




Fold over and glue the 1.5 inch floor section as shown.

1-INCH USERS:

Fold over and glue the 1-inch floor section.

Burnish the floor section. Once dry cut away the small white slits.

Apply a border of glue on the reverse side as shown.



Insert the floor section into the tower topper as shown. Be sure to apply pressure to the edges until dry.