



ROLL ARENA


TEXTURING & CONCEPT DESIGN: DENNY UNGER
GEOMETRY & POST PRODUCTION: CHRISTOPHER ROE

PRODUCED BY: WORLDWORKSGAMES



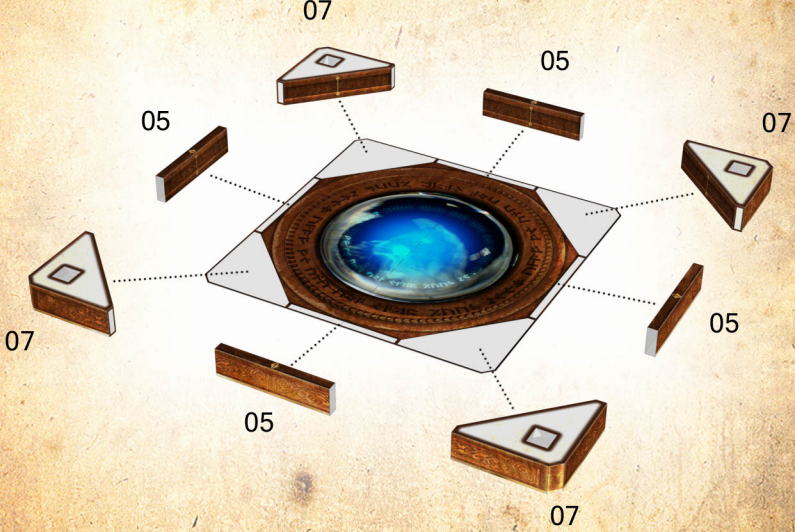
ROLL ARENA INSTRUCTIONS

STEP 1



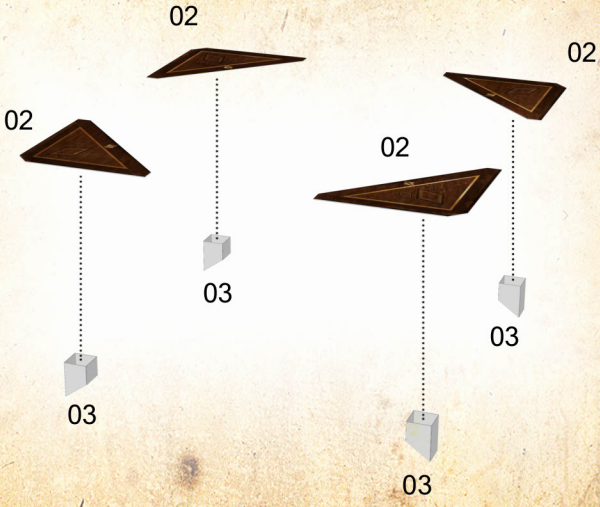
TAPE THESE PARTS TOGETHER OR GLUE TO SCRAP CARDSTOCK.
FOR BEST RESULTS, USE MAT BOARD OR CEREAL BOX BOARD

STEP 2



DO NOT GLUE

STEP 3



DO NOT GLUE


STEP 4



DO NOT GLUE

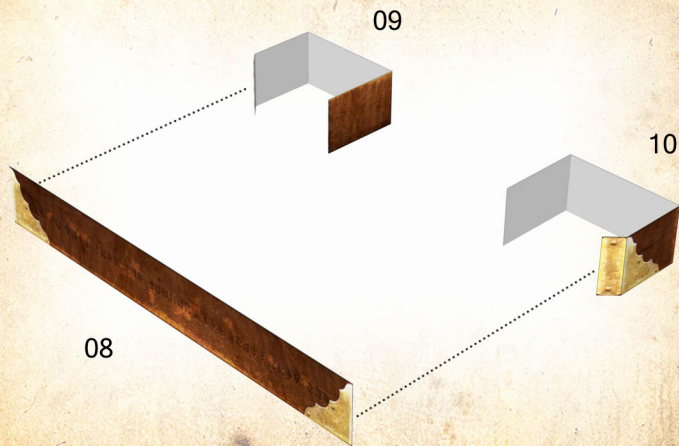
ROLL ARENA INSTRUCTIONS

STEP 5

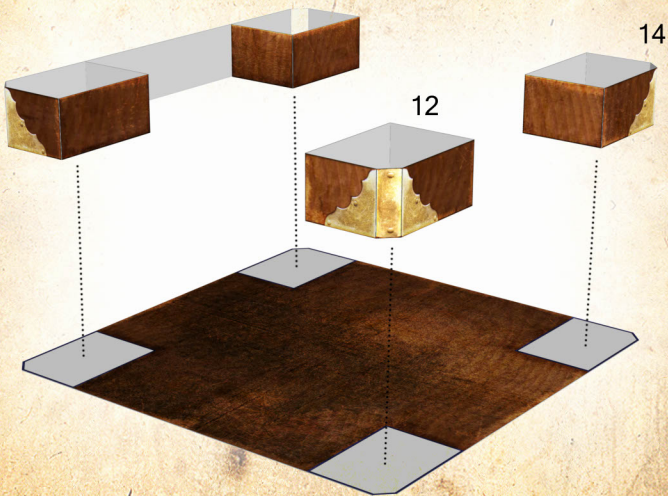


TAPE THESE PARTS TOGETHER OR GLUE TO SCRAP CARDSTOCK.
FOR BEST RESULTS, USE MAT BOARD OR CEREAL BOX BOARD

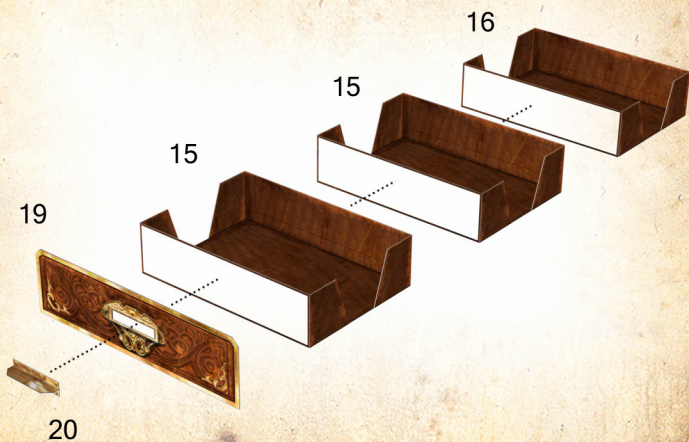
STEP 6



STEP 7

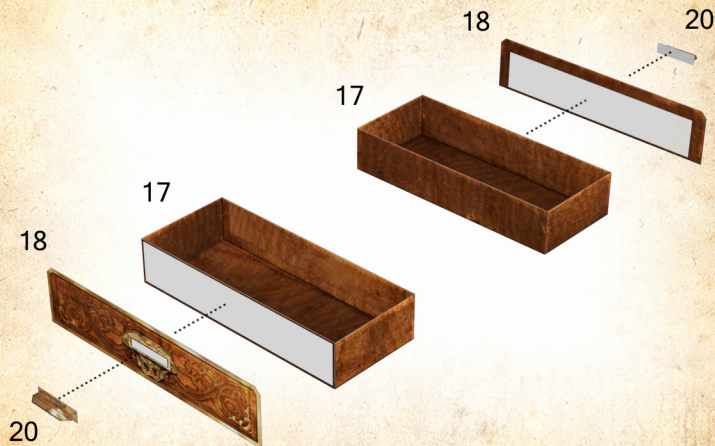


STEP 8




ROLL ARENA INSTRUCTIONS

STEP 9

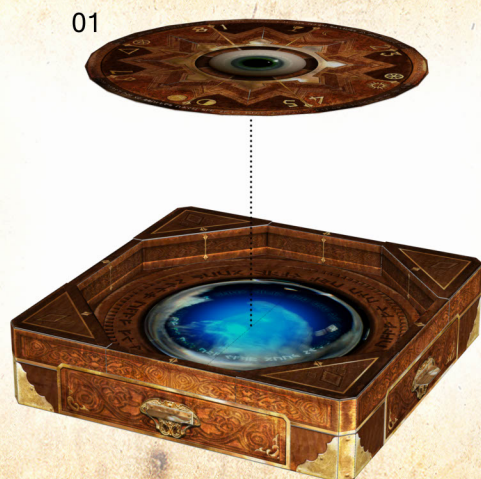


STEP 10



DO NOT GLUE

STEP 11



DO NOT GLUE
FOR BEST RESULTS, MOUNT PART 01 ON MATBOARD/CEREAL BOX BOARD

COMPLETED




BASIC ROLL ARENA RULES



FACING THROWER

1 to 2 Inches



6 ARENA BASICS

1. Game master decides the rules!
2. The bottom side of the arena must be facing the thrower. **ARENA ROTATION IS NOT PERMITTED!**
3. Throws must be outside the arena by at least 1 or 2 inches.
4. Dice **MUST** be freely rotating upon throw.
5. Throws which land *on-the-line* are brought to a group vote. If a group determination fails, dice are re-thrown.
6. Dice which completely exit the arena count as a fumble, foul, missed opportunity.

If You Enjoy It SUPPORT IT!

TWO THINGS THIS SMALL BUSINESS
CAN'T DO WITHOUT YOUR SUPPORT

- 1. Make more cool stuff*
- 2. Support our families*

PLEASE DON'T SHARE IT & IF YOU CAN'T SUPPORT US
DIRECTLY PLEASE DO YOUR BEST TO SPREAD THE WORD.

BROUGHT TO YOU BY THE COALITION OF STARVING ARTISTS, WHO AREN'T CORPORATE PIGS,
WHO DO THIS FOR A LIVING...TO EAT.

