




The standees (paper miniatures) included in this set have two different ways to build them, depending on if you prefer a quick, simple build or a more flexible end result.

For the simple standees, print only the regular page of standees themselves. Ignore the red lines, and cut, score, and fold according to the green marks.

The standee makes a simple "inverted t" shape

The complex standees require you to print out a page of bases as well.

For the standees themselves, ignore the green lines. Fold on the dotted red line, gluing together a single flat piece, then cut on the solid red lines to produce a flat standee with a bit of an extended base (discard the rest).



Now on to the complex bases. Each side folds over (1), then up (2), down (3), and back underneath (4) to glue into place as shown. The end result should be a central slot to support the flat standee that should hold it tight and snugly

Kanis Devron has a minor additional step...his wings are a sandwich fold, which is then trimmed out and glued to his back (join the two spots marked with the glue symbol).





The Huge Viper is a bit more complicated.

When you cut out the various pieces of the Skeletal Viper, be sure to cut out the red slits in the viper's body and in the splashing water base.

The base then folds up into an M-shape, like this, and the tabs are glued down onto the water base tile.

The two halves of the body slot into the base, each separate from the other. Glue each half of the skeletal body to the splashing water base where the base is labeled "glue"...and, of course, you will want to glue all four of the tabs down solidly onto the base.

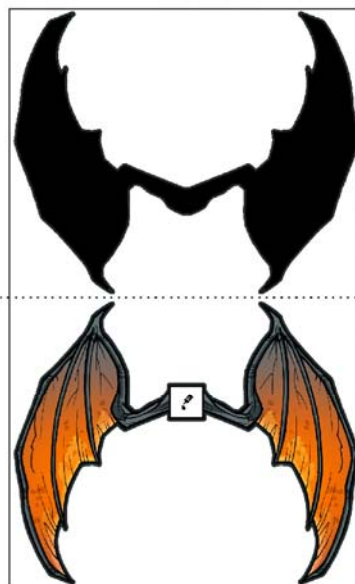




Finally, add a bit of glue to both of the marked tabs at the end of the "neck", fold over the skull of the viper, and stick it in place.

You're done!







SUPPORT SMALL BUSINESS. PLEASE REPORT PIRACY TO [WWW.WORLDSWORKSGAMES.COM](http://WWW.WORLDSWORKSGAMES.COM) ALL RIGHTS RESERVED COPYRIGHT © 2005 WORLDSWORKS GAMES™



Cut through black lines or borders





Score and fold along dotted lines



Score and fold on reverse side

THIS PRODUCT IS NOT LICENSED FOR RESALE OR DUPLICATION OF ANY KIND. FOR PERSONAL USE ONLY. WORLDSWORKS APPROVED VENDORS ONLY.



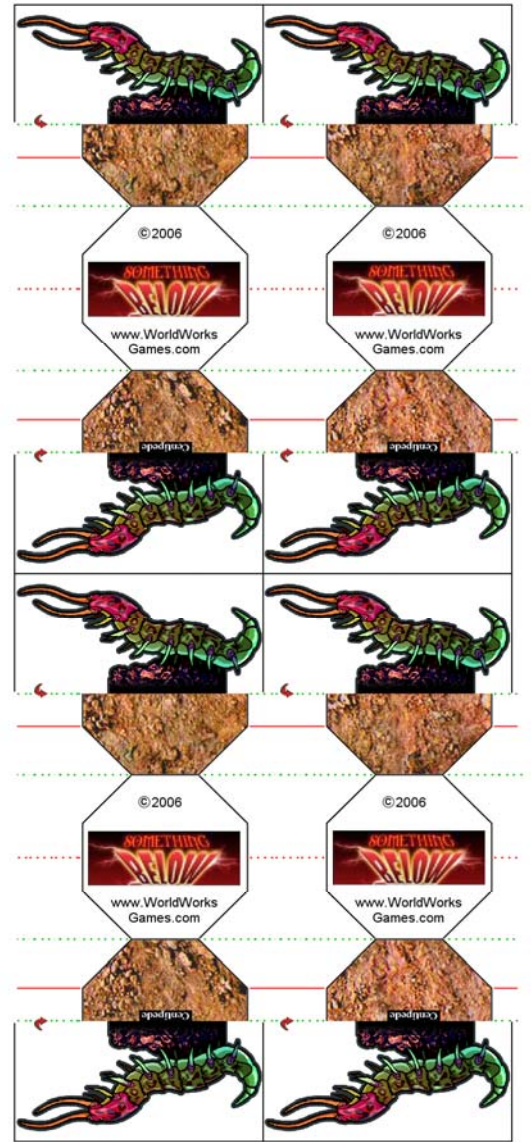



SUPPORT SMALL BUSINESS. PLEASE REPORT PIRACY TO [WWW.WORLDBWORKSGAMES.COM](http://WWW.WORLDBWORKSGAMES.COM) ALL RIGHTS RESERVED COPYRIGHT © 2005 WORLDWORKS GAMES™



THIS PRODUCT IS NOT LICENSED FOR RESALE OR DUPLICATION OF ANY KIND. FOR PERSONAL USE ONLY. WORLDWORKS APPROVED VENDORS ONLY.

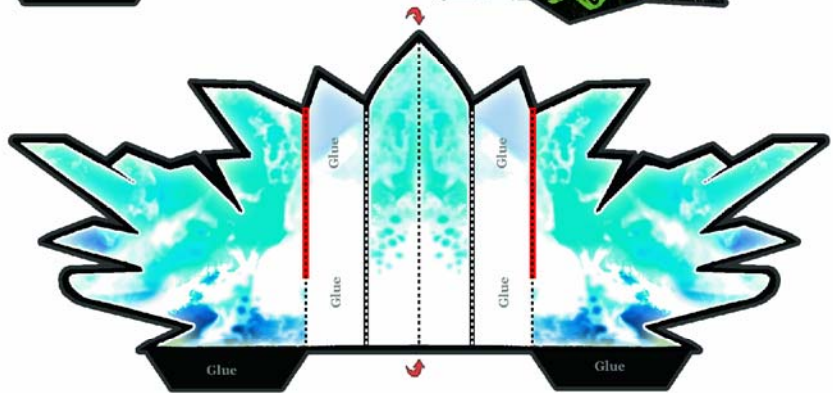
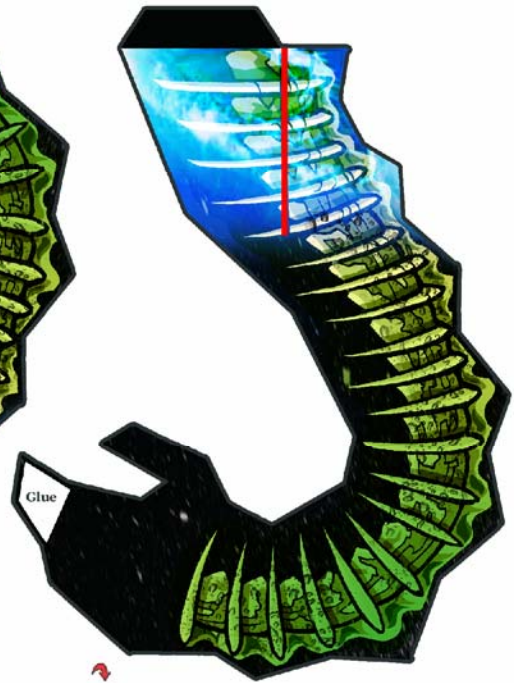





SUPPORT SMALL BUSINESS. PLEASE REPORT PIRACY TO [WWW.WORLDBWORKSGAMES.COM](http://WWW.WORLDBWORKSGAMES.COM) ALL RIGHTS RESERVED COPYRIGHT © 2005 WORLDWORKS GAMES™



THIS PRODUCT IS NOT LICENSED FOR RESALE OR DUPLICATION OF ANY KIND. FOR PERSONAL USE ONLY. WORLDWORKS APPROVED VENDORS ONLY.




SUPPORT SMALL BUSINESS. PLEASE REPORT PIRACY TO [WWW.WORLDBUILDINGGAMES.COM](http://WWW.WORLDBUILDINGGAMES.COM) ALL RIGHTS RESERVED COPYRIGHT © 2005 WORLDBUILDING GAMES™




THIS PRODUCT IS NOT LICENSED FOR RESALE OR DUPLICATION OF ANY KIND. FOR PERSONAL USE ONLY. WORLDBUILDING APPROVED VENDORS ONLY.





SUPPORT SMALL BUSINESS. PLEASE REPORT PIRACY TO [WWW.WORLDSWORKSGAMES.COM](http://WWW.WORLDSWORKSGAMES.COM) ALL RIGHTS RESERVED COPYRIGHT © 2005 WORLDSWORKS GAMES™



THIS PRODUCT IS NOT LICENSED FOR RESALE OR DUPLICATION OF ANY KIND, FOR PERSONAL USE ONLY. WORLDSWORKS APPROVED VENDORS ONLY.