



WOLVES OF ALBION

MAP PAGES

0 hr: Wolves of Albion - map pages

by Ryan Wolfe of *0 hr: art & technology*

0-hr.com

Copyright © 2013 Ryan Wolfe.

You may not distribute this material without permission of the author.

Permission is granted to the purchaser to print copies for personal use.

This document contains the individual map pages for the ship. They can be printed out, trimmed, and placed end to end to map out the habitable locations on board. Note that there is some overlap between map pages. This and the accompanying diagrams are meant to help in determining how the pages match up.

This PDF document was constructed with layers to allow for some customization of display. The layers are:

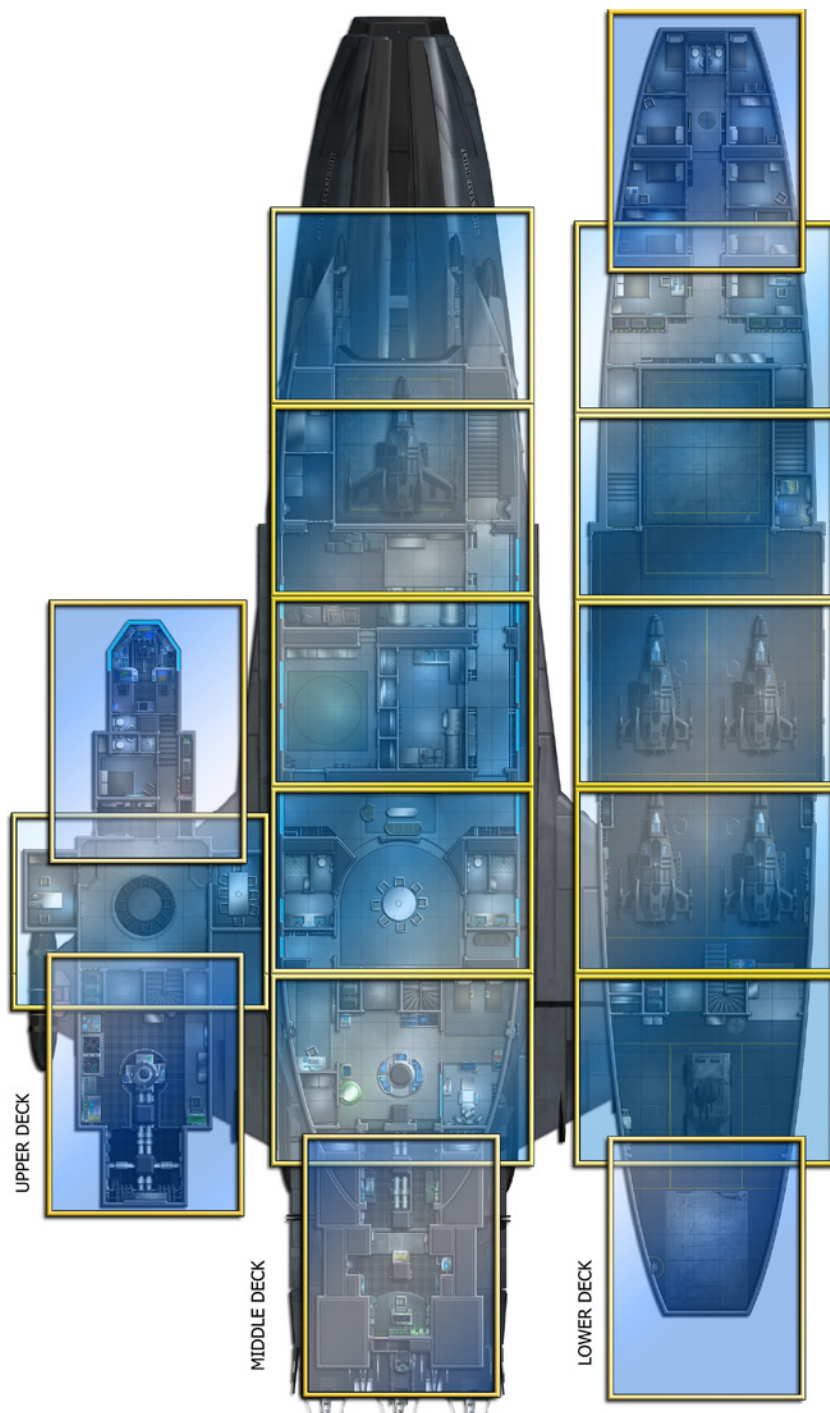
- **Optional** items such as cargo and carried vehicles.
- **Grid**: 1 inch grid, with each square representing 5 feet.
- **Black & White** version of the primary map elements.
- **Ship**: an exterior view of the top (or bottom) of the ship
- **Background** image with the primary map elements.


Mourning Wolf is displayed first, then the pages needed to construct the Shadow Wolf variant are presented. The Winter Wolf interior is the same as Mourning Wolf and so uses the same map pages.

The upper deck of Mourning Wolf is presented first. There are three pages for this deck - two oriented lengthwise and one widthwise. The six pages of the middle deck are presented next, followed by the seven pages of the lower deck.

Next comes the section of the document devoted to Shadow Wolf. It begins with the Shadow version of the page layout and full ship image. Then the single page for the upper deck, two variant pages for the middle deck, and two pages for the lower deck are presented. The rest of the middle and lower decks use the corresponding pages from the Mourning Wolf section of the document.

At the end of this document are pages depicting the interior of the Sunfury-class heavy fighter and the V-1k armored personnel transport.







UPPER DECK

LOWER DECK


MIDDLE DECK




































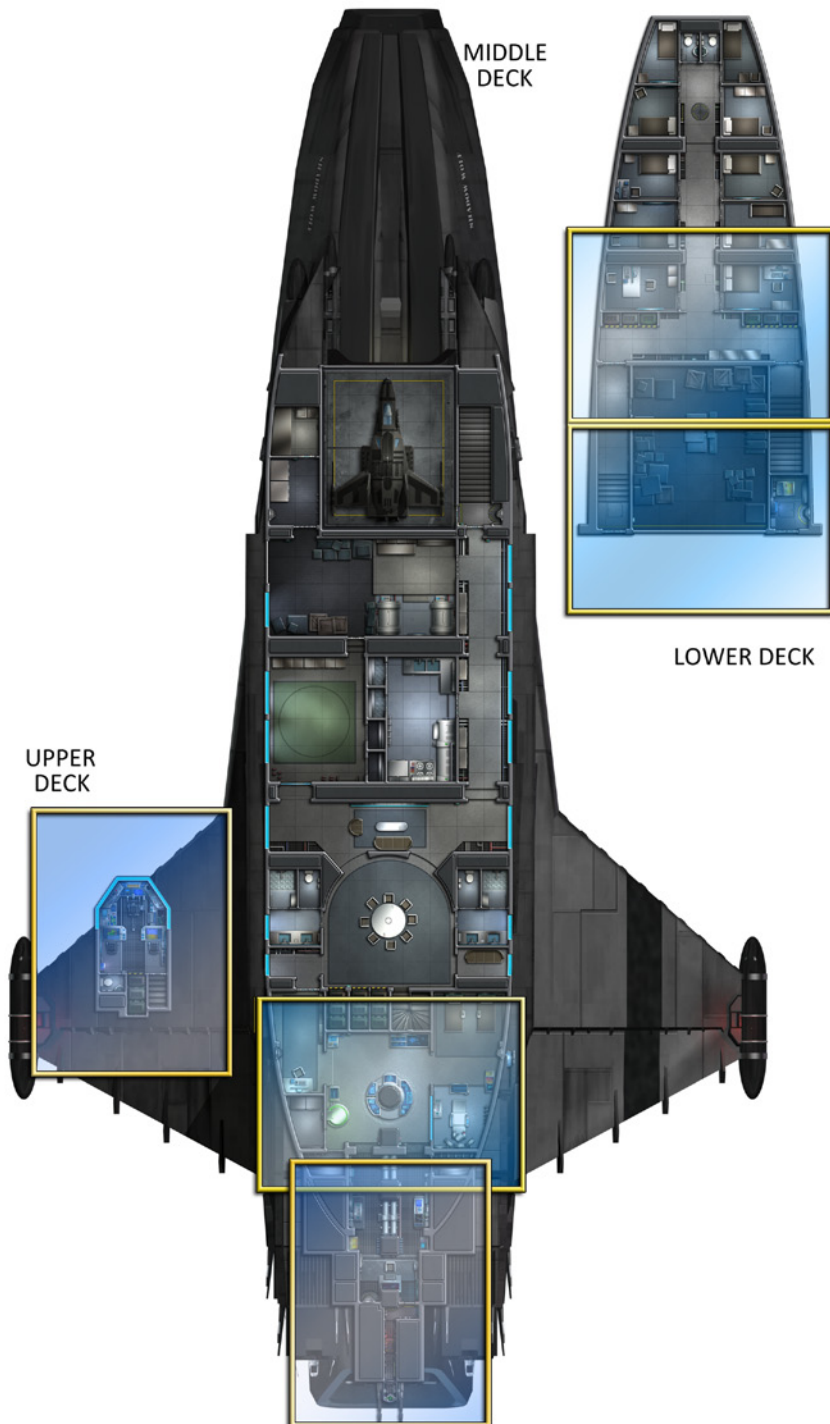




Shadow Wolf

The following pages present the map sections needed to depict the interior of the Shadow Wolf variant. The diagram below shows how these pages should be laid out. Use the Mourning Wolf map pages for the “uncovered” areas. For the middle deck, be sure to use the Shadow Wolf pages for the overlap area (or trim the Mourning page) otherwise the elevator/escape pod area may not look continuous.

After the map sections for Shadow Wolf are pages depicting the interior of the Sunfury-class heavy fighter and the V-1k armored personnel transport.





UPPER DECK

LOWER DECK

MIDDLE DECK

MIDDLE DECK

LOWER DECK

