


# ENDLESS DUNGEONS

DUNGEON TILES FOR ROLEPLAYING  
GAMES AND BOARDGAMES

## *Basic Set*

ADD-ON 1: TEMPLE RUINS



**N**EMO  
WORKS



# ENDLESS DUNGEONS

## Basic Set

### ADD-ON 1: TEMPLE RUINS

Thank you for downloading *Temple Ruins*, the first add-on for *Endless Dungeon Basic Set*! This tiles set will make you able to build a great variety of ancient Dungeons to explore during your role playing or boardgame sessions.

Squares are 1 inch large (approx. 25 mm), making these tiles suitable for playing with 25mm/28mm/30mm figures.

#### PRINTING

You can print this document on Letter or A4 paper size, just make sure you print without resizing. Print more copies of the same page if you need more elements of the same type.

You can print on the hardest cardstock your printer can support, but we recommend to use adhesive paper so you can glue it to cardboard (or forex) and gain in durability. A spray adhesive will work the same, but it could be more difficult to handle for beginners.

NOTE: on pages 5 and 6 you will find Doors stand-ups. Since you will need to fold them, you may want to print them on light cardstock.

#### CUTTING

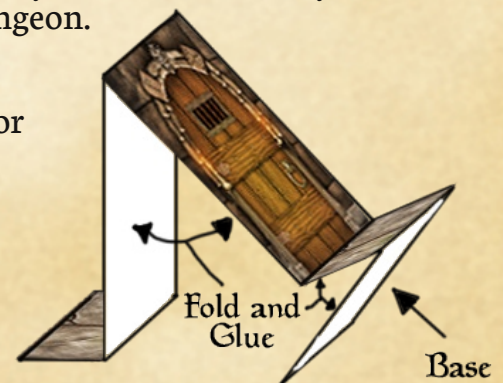
Using a cutter and a metal ruler, cut along the lines and use the reference on the next page if you have any doubt. All tiles are organized so you can quickly cut and avoid wasting too much paper.

When you are done cutting, we recommend to use a black marker to (very) lightly colour the edges of the tiles. By eliminating those “white lines” on the side of the tiles, you will correct any imperfection from cutting and improve the overall look of your Dungeon.

#### ASSEMBLING DOORS

You will need to use paper glue to complete the Doors. Fold the Door as shown in the figure, glue the parts and use a black marker on the edges once the glue is dry.

Doors have a base of 1x1 squares, while the Portcullis has a base of 2x1 squares.





# CONTENTS OF THIS DOCUMENT

**Page 4:** Temple Room Tile.


**Page 5:** 1 Empty Room (3x4 squares), 1 Empty Room (3x5 squares), 4 Spiderwebs, 3 Spider Eggs, 2 Levers, 1 Pentacle, 1 Prisoner, 1 Portcullis.

**Page 6:** 5 Open Doors (1 inch wide), 5 Closed Doors (1 inch wide).


## CONTENTS OF THE COMPLETE BASIC SET

3 Corridors (2x10 squares), 8 Dead Ends,  
2 T-Junctions, 2 Crossroads, 2 Trapdoors,  
6 Rubble, 3 Empty Rooms (6x6 squares),  
1 Sewers Room (6x6 squares), 1 Catacombs Room (6x6 squares), 1 Sanctuary Room (6x6 squares),  
1 Lair of the Spider Queen Room (7x6 Room),  
1 Grave Room (6x8 squares), 1 Throne Room (6x8 squares), 1 Gaol Room, 6 Corners (Corridor),  
2 Hellish Statues, 2 Statues, 1 Pool of Water,  
3 Chests, 2 Pit Traps, 3 Locked Tokens,  
3 Alarm/Trapped Tokens, 1 Pile of Bones,  
4 Columns, 1 Library, 4 Tombs, 1 Lava River,  
2 Wells, 1 Abyss (1x2 squares), 1 Abyss (1x6 squares), 6 Glyphs (in 3 different types), 1 Magic Circle, 2 Barrels and Crates, 1 Wizard Table,  
1 Table, 1 Pile of Weapons, 2 Broken Columns,  
3 Spiral Staircases, 1 Cupboard, 3 Stairs (2x1 squares), 1 Big Pit Trap, 1 Treasure Hoard, 2 Fire Traps, 5 Closed Doors, 5 Open Doors, 1 Gaol Door and 2 variants of Floors (7x10 squares) that you can cut as you wish to make custom corridors and rooms.

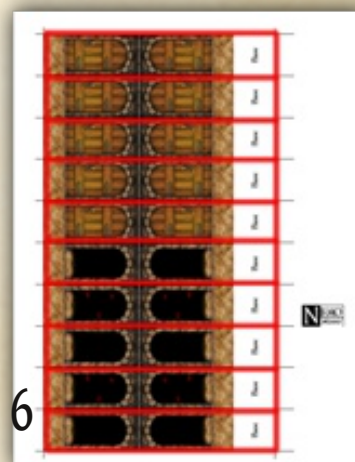
4



5



6



## CREDITS

*Endless Dungeon* is made by Nemo Works.  
Please, feel free to send suggestions, threats or requests to [nemo062@gmail.com](mailto:nemo062@gmail.com).






Special thanks to: Parduz, Sansebart, RageTerrainArt and CardBoard Warriors.









Base



				Base	
				Base	
				Base	
				Base	
				Base	
				Base	
				Base	
				Base	
				Base	
				Base	
				Base	



# SAMPLE DUNGEON COMBINING TEMPLE RUINS WITH BASIC SET

